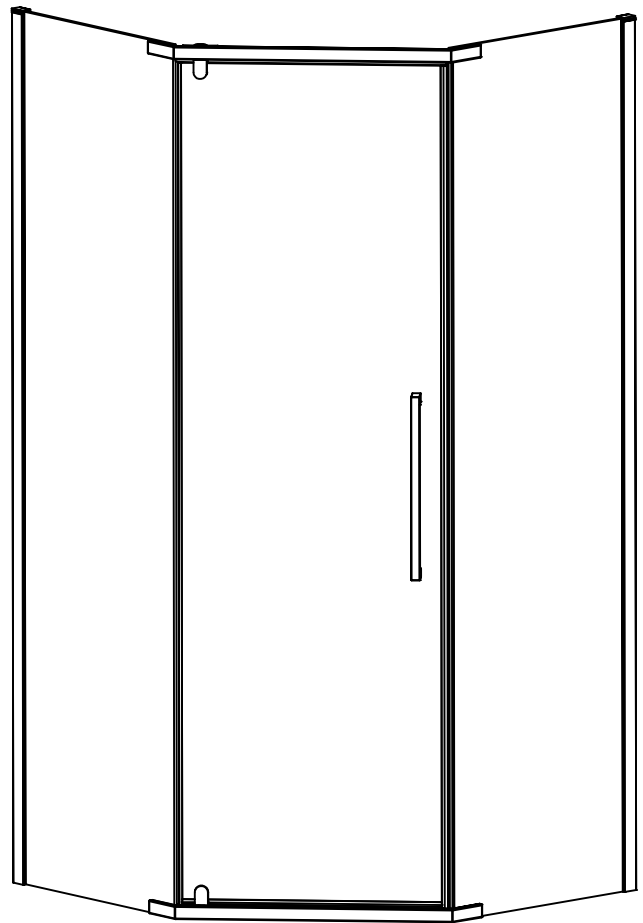
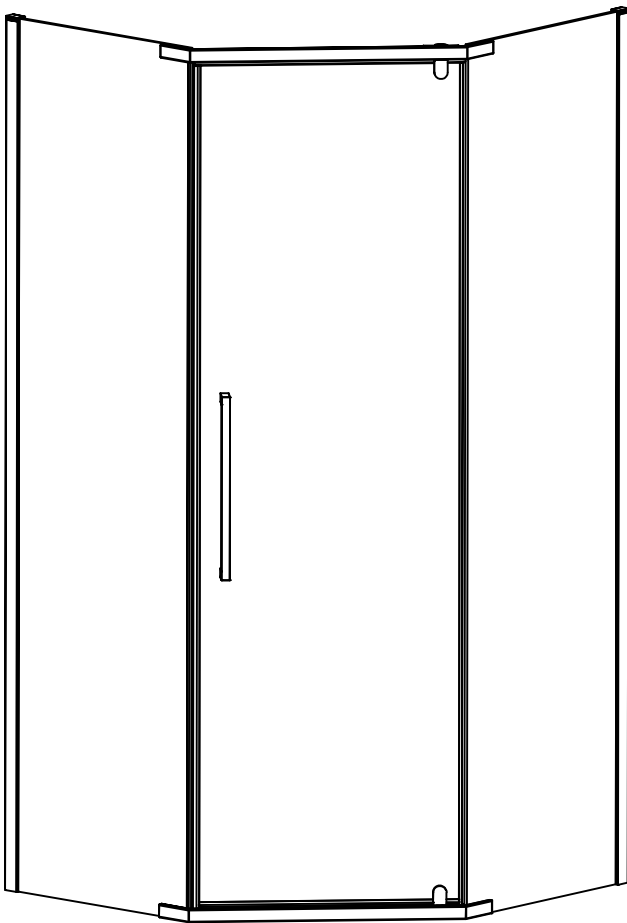
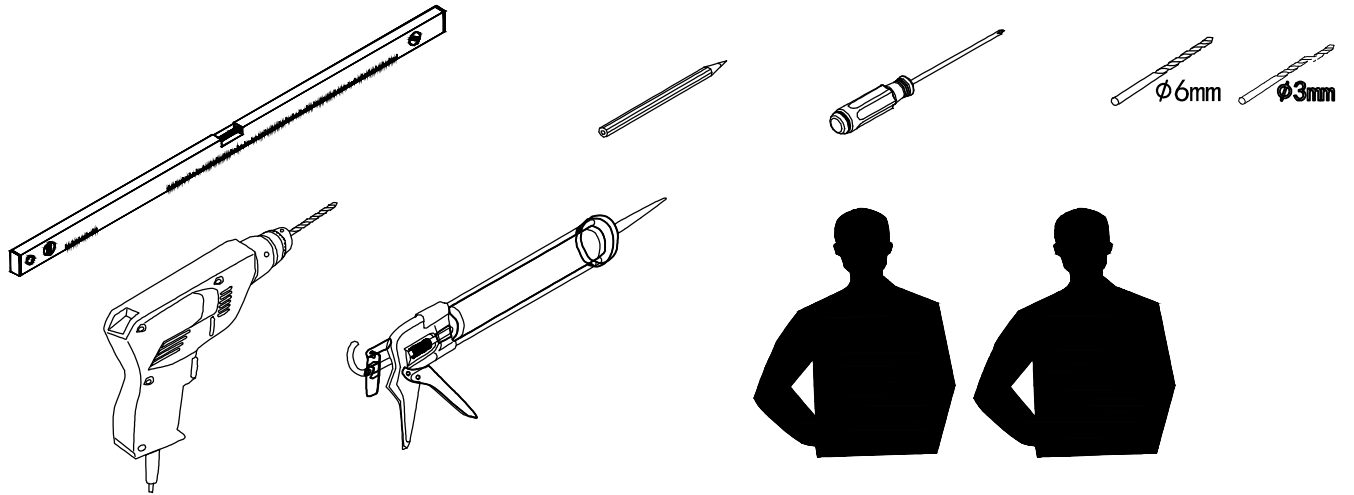


NOTICE D'INSTALLATION

PORTE ANGLE





- | | | | | | |
|-----------|-----------|-----------|-----------|-----------|-----------|
| ① x 6
 | ② x 2
 | ③ x 2
 | ④ x 2
 | ⑤ x 2
 | ⑥ x 2
 |
| ⑦ x 4
 | ⑧ x 2
 | ⑨ x 1
 | ⑩ x 4
 | ⑪ x 2
 | ⑫ x 6
 |
| ⑬ x 2
 | ⑭ x 1
 | ⑮ x 1
 | ⑯ x 6
 | ⑰ x 6
 | ⑱ x 1
 |
| ⑲ x 8
 | ⑳ x 6
 | | | | |

