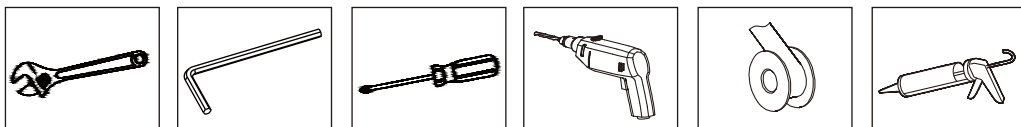


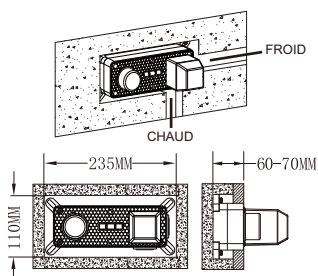
## Notice d'installation

WALL-HUNG FAUCET

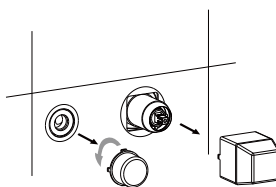
### Outils



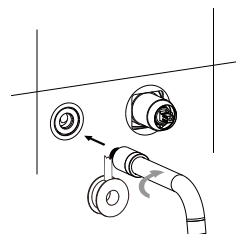
### Étapes d'installation



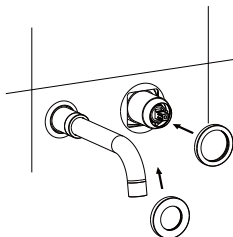
1



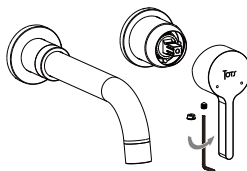
2



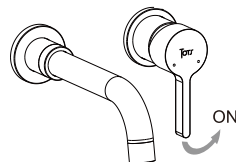
3



4

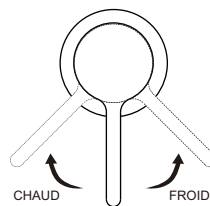
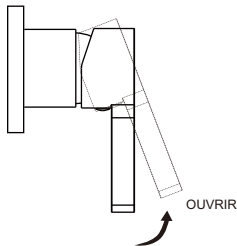


5



6

## Méthode d'utilisation



## Conditions d'utilisation

1. Pression d'alimentation en eau froide/eau chaude : 0,05-1,0Mpa (0,5-10Kg/cm).
2. La température ambiante doit être supérieure à 0°C.
3. Température d'alimentation en eau  $\leq 90^{\circ}\text{C}$ .
4. Le couple au niveau de l'écrou de connexion ne peut pas être supérieur à 10 Nm